

bulletin

THE OFFICIAL

Official acts and recommendations



OFFICIAL ACTS

EXPERT REPORTS

ANIMAL HEALTH

ACTIVITIES & PROGRAMMES

▶ REFERENCE CENTRES

OIE expert surveillance panel on equine influenza vaccine composition

OIE, Paris, 4 April 2019

KEYWORDS

#equine influenza, #OIE expert surveillance panel on equine influenza vaccine composition, #OIE Reference Laboratory, #recommendation, #vaccine.



Photo by Sebastian Abbruzzese on Unsplash

Conclusions and recommendations

Influenza activity - 2018/19

Since the [previous meeting of the Expert Surveillance Panel in March 2018](#), outbreaks of equine influenza have been reported in Africa, Asia, Europe, North America and South America.

Sources of equine influenza viruses characterised

Equine influenza A (H3N8) viruses were isolated and/or characterised from outbreaks in Argentina, Chile, the People's Republic of China, France, Germany, Ireland, the Netherlands, Nigeria, Sweden, the United Kingdom (UK), the United States of America (USA) and Uruguay.

Field data

South America

In January 2018, equine influenza was diagnosed in Chile. In Argentina, equine influenza outbreaks were confirmed in the spring and summer of 2018. The first cases were reported in a stabling facility at an Andean crossing shared by trekking horses from Chile and Argentina. The disease was subsequently confirmed at racecourses, polo clubs and jumping clubs. The clinical signs were reported to be more severe than during the previous extensive outbreak in 2012. Many vaccinated and older horses were affected. Widespread outbreaks of equine influenza were also reported in Colombia, Ecuador and Uruguay.

Africa

An extensive outbreak of equine influenza was confirmed in Nigeria in late 2018 and is ongoing. To date, the outbreak is primarily in donkeys used for transport, agriculture and domestic purposes, and a case fatality rate of up to 25% has been recorded. Horses have also been affected but with very few fatalities. Vaccination against equine influenza is not widely practised in Nigeria.

Europe

Across Europe, there has been a widespread increase in equine influenza since late 2018 when outbreaks were first reported in France. Since then multiple outbreaks have been reported in France, Germany, Ireland, Italy, the Netherlands, the UK and Sweden. The disease has also been confirmed in Belgium and Denmark. The outbreak is ongoing and all sectors of the industry including leisure horses, showjumpers, racehorses, trotters and breeding stock are affected. The majority of laboratory-confirmed positive cases are unvaccinated. However, influenza has also been confirmed in horses vaccinated with vaccines updated in line with the current OIE recommendations. Typically, unvaccinated horses have been more severely affected than vaccinated horses.

North America

In the USA outbreaks were detected throughout the year and across many states. Vaccination data were available for one outbreak, and horses vaccinated within the previous six months with an updated vaccine were affected.

Asia

In China several outbreaks of equine influenza were reported, with a high prevalence noted in donkeys.

Characterisation of viruses identified in 2018/19

Viruses isolated/identified from outbreaks in Argentina, France, Germany, Ireland, the Netherlands, the UK, the USA and Sweden were characterised genetically by sequencing of the haemagglutinin (HA) gene. The neuraminidase (NA) genes were sequenced for viruses from Argentina, France, Ireland, the UK and the USA. The HA and NA sequences were aligned with those of the recommended vaccine virus A/equine/South Africa/2003.

The whole genome sequences were determined for viruses isolated in Chile (2018), the UK (2018) and Ireland (2019) and are available on GISAID (the Global Initiative on Sharing All Influenza Data).

Viruses from Ireland, the UK and the USA were antigenically characterised by the haemagglutination inhibition (HI) assay using post-infection ferret antisera and chicken red blood cells.

Genetic characterisation

All viruses detected were characterised as clade 1, Florida sublineage of the American lineage. These viruses were very similar to the majority of clade 1 viruses identified in the USA in 2017.

In 2017, viruses isolated in Florida and New York had the substitution Q189K previously observed in A/equine/Pennsylvania/1/2007. However, none of the viruses identified during the more recent surveillance period (2018/19) had this substitution.

Antigenic characterisation

The HI data available for viruses isolated in 2018/19, and the corresponding antigenic cartography analyses, show that the viruses remain antigenically closely related to the recommended clade 1 vaccine viruses.

Conclusions

There was an increase in equine influenza activity in 2018/19. All viruses isolated and characterised from these outbreaks were from clade 1 of the Florida sublineage and were similar to those identified in the USA in 2017. Clade 1 viruses are endemic in the USA, but this is the first major European outbreak associated with a clade 1 virus since 2009/10. Although the clade 1 viruses have gradually diverged genetically from the OIE recommended vaccine strains, the antigenic data with mono-specific ferret sera gave no indication that there would be a significant benefit derived from updating the vaccines. However, the Expert Surveillance Panel are mindful of the equine industry's concern in relation to the increase in outbreaks and the detection of positive horses that were vaccinated with vaccines containing an OIE recommended clade 1 virus. Thus, epidemiological investigations and further virus characterisation are ongoing. Equine antisera specific to the recent strains will be produced and used for further antigenic characterisation. If necessary, the Panel will reconvene later in 2019 to review additional epidemiological and virological data.

Level of surveillance and updating of vaccines

The Panel continues to emphasise the importance of increased surveillance and investigation of vaccination breakdown in different countries.

Rapid submission of viruses to Reference Laboratories is essential if antigenic and genetic drift is to be monitored effectively on a global basis.

Recommendations (April 2019)

These are currently unchanged from those made each year since 2010.

It is not necessary to include an H7N7 virus or an H3N8 virus of the Eurasian lineage in vaccines as these viruses have not been detected in the course of the most recent surveillance and are therefore presumed not to be circulating.

Vaccines should contain both clade 1 and clade 2 viruses of the Florida sublineage.

- Clade 1 continues to be represented by A/eq/South Africa/04/2003-like or A/eq/Ohio/2003-like viruses but more recent clade 1 viruses are available from the OIE Reference Laboratories.
- Clade 2 continues to be represented by A/eq/Richmond/1/2007-like viruses but more recent clade 2 viruses are available from the OIE Reference Laboratories.

Manufacturers producing vaccines for a strictly national market are encouraged to liaise with Reference Laboratories. The selected viruses should induce responses which are immunogenically relevant to the equine influenza viruses circulating nationally. Sequence determination of both HA and NAs should be completed before use.

Reference reagents

Freeze-dried post-infection equine antisera to A/eq/South Africa/4/2003 (Florida clade 1) and to A/eq/Richmond/1/2007 (Florida clade 2) are available from the European Directorate for the Quality of Medicines (EDQM). These sera have been assigned single radial haemolysis values through international collaborative studies and can be used as primary reference sera for the assay.

Recent virus strains, including suitable vaccine candidates for clades 1 and 2, are available from the OIE Reference Laboratories. In the event that an OIE Reference Laboratory cannot supply suitable vaccine candidates for both clades, they will assist the vaccine company to source the viruses from an alternative OIE Reference Laboratory.

Small quantities of ferret antisera for antigenic characterisation are available from the OIE Reference Laboratories in the UK and Ireland.

<https://doi.org/10.20506/bull.2019.2.3013>

OIE Reference Laboratories for Equine Influenza

Prof. Ann Cullinane
Head of the Virology Unit
Irish Equine Centre
Johnstown
Naas, Co. Kildare
Ireland
Tel. +353 45 86 62 66
E-mail: acullinane@irishequinecentre.ie

Dr Debra Elton
Animal Health Trust
Centre for Preventive Medicine
Lanwades Park, Kentford
Suffolk CB8 7UU
United Kingdom

Tel. +44 1638 75 10 00

E-mail: debra.elton@aht.org.uk

Dr Thomas M. Chambers

Maxwell H. Gluck Equine Research Center

Department of Veterinary Science

University of Kentucky

108 Gluck Equine Research Center

Lexington, Kentucky 40546-0099

United States of America

Tel. +1 859 257 47 57

E-mail: tmcham1@uky.edu

ACTIVITIES & PROGRAMMES

▶ PARTNERS

6th Annual Meeting of International Organisations

A partnership for effective international rule-making


KEYWORDS

#international organisation.



© Rohit Tandon - Unsplash

The Sixth Annual Meeting of International Organisations, which was organised by the Organisation for Economic Co-operation and Development (OECD) and hosted by the International Federation of Accountants (IFAC), was held in New York City on 10 April 2019.



The event benefited from high-level representation from 22 international organisations. The World Organisation for Animal Health (OIE) was represented by Dr Jean-Philippe Dop, Deputy Director-General for Institutional Affairs and Regional Activities; Dr Karen Bucher, Project Officer, Standards Department; and Mr Rodney De Souza, Head of the Strategic Partnerships and Legal Affairs Unit.



© OIE

The meeting provided Dr Bucher with the opportunity to give a presentation on the [Observatory on the implementation of OIE Standards by Member Countries](#).

This meeting was also an opportunity to not only highlight cooperation with the OIE on matters relating to the standards observatory, but also to interact with the main international standards organisations.

[OECD web portal on 'A partnership for effective international rule-making'](#)

ACTIVITIES & PROGRAMMES

▶ PARTNERS

FILIO Workshop 2019

Luxembourg, 9-10 May 2019

KEYWORDS

#Forum on Institutional Law in International Organisations (FILIO), #international organisation.



© Rowan Heuvel - Unsplash

Mr Rodney De Souza, Head of Strategic Partnerships and Legal Affairs of the World Organisation for Animal Health (OIE) attended the annual workshop organised by the Forum on Institutional Law in International Organisations (FILIO) in Luxembourg City on 9-10 May 2019.

During this two-day workshop, legal advisors of international organisations discussed a variety of recent developments, ranging from the European Union General Data Protection Regulation (GDPR) to challenging court cases pertaining to privileges and immunities. Panel speakers included legal advisors from the International Monetary Fund (IMF), the World Bank (WB) and the Organisation for Economic Co-operation and Development (OECD).

ACTIVITIES & PROGRAMMES

▶ PARTNERS

The challenges of digitalisation and animal health global approach to address the 2030 agenda

Rome, Italy, 12-13 June 2019

KEYWORDS

#animal health, #digital technology, #Food and Agriculture Organization of the United Nations (FAO).



During the FAO Seminar on '**Digital Agriculture Transformation: The challenges to be addressed**', which was held in Rome from 12 to 13 June 2019, Dr Jean-Philippe Dop, Deputy Director-General for Institutional Affairs and Regional Activities at the OIE, gave a presentation on [The challenges of digitalisation and animal health global approach to address the 2030 agenda](#).

This seminar was also the occasion to begin the preparatory work for the **Digital Council for Food and Agriculture**, [the creation of which was called for by 74 ministers who met at the Berlin GFFA in 2019](#). The OIE will actively contribute to the work of this council, which will work under the aegis of the FAO. The official launch will take place at GFFA 2020 on 16 January 2020.



Dr Jean-Philippe Dop, Deputy Director General, OIE. ©
FAO/Pier Paolo Cito

[FAO seminar website](#)

[Digital technologies in agriculture and rural areas: FAO status report](#)

ACTIVITIES & PROGRAMMES

MEMBER COUNTRIES

The Veterinary Legislation Support Programme (VLSP)

KEYWORDS

#Veterinary Legislation Support Programme (VLSP), #World Organisation for Animal Health (OIE).



© OIE/Peter Kimeli

The OIE Veterinary Legislation Support Programme (VLSP), established in 2008 to help Member Countries recognise and address their needs for modern, comprehensive veterinary legislation, is one component of the targeted support proposed by the PVS Pathway, the OIE's flagship capacity-building platform for the sustainable improvement of national Veterinary Services (VS).

In many countries, veterinary legislation is outdated and not adequate to meet current and future challenges, such as the growing global demand for foods of animal origin, increased participation in world trade, shifting disease patterns associated with climate change, the emergence and re-emergence of diseases that can rapidly spread across international borders and increased risks of bioterrorism.

Veterinary legislation is an essential element of a nation's infrastructure. It provides the powers and authority necessary for VS to carry out their key functions in the **veterinary domain**⁽¹⁾ efficiently, to ensure public safety and promote the public good.

Two stages

The initial stage is the **Veterinary Legislation Identification Mission**. The objectives of the mission are to:

- raise awareness of the essential elements of legal drafting that result in quality veterinary legislation and of the

importance of quality veterinary legislation for the effective operation of VS

- assess compliance of the Member Country's veterinary legislation with [Chapter 3.4. on 'Veterinary legislation'](#) of the OIE *Terrestrial Animal Health Code*
- ascertain the Member Country's available human, financial and organisational resources to produce high-quality veterinary legislation
- identify or support the preparation of national priorities for veterinary legislation
- develop recommendations to modernise the Member Country's veterinary legislation.



OIE VLSP Identification Mission in Myanmar, March 2018

If the experts of this mission find that the country has sufficient political will and the human and financial resources to successfully undertake it, the second stage is the **Veterinary Legislation Agreement**. The objectives of the Agreement are to:

- establish specific objectives for legislation reform/modernisation, according to the Member Country's most urgent needs and strategic objectives
- raise awareness, strengthen relevant skills and promote collaboration between technical and legal drafters, with the emphasis on strengthening the Member Country's capability to prepare and implement veterinary legislation of acceptable quality
- support the development of specific new laws and regulations in accordance with the Member Country's priority needs and strategic objectives.

[Status of Veterinary Legislation Identification Missions](#)

Specific focus

In addition, standard Veterinary Legislation Identification Missions can include the analysis of veterinary legislation related to specific themes of particular interest to the OIE, its partners and Member Countries.

- The first of these is [biological threat reduction](#) to increase awareness of: the role of VS in mitigating biological

threats; the need to strengthen veterinary legislation to ensure that there is clear and specific power to act in the face of the intentional introduction of biological agents; and the need for cooperation with other Competent Authorities by putting collaborative arrangements in place before incidents occur.

- The second of these specific themes is [antimicrobial resistance \(AMR\)](#), a global concern of the Tripartite partners of the OIE, FAO and WHO. Pilot missions are currently being organised to review country legislation relevant to AMR in the context of the VLSP Veterinary Legislation Identification Mission. The assessment tools are being developed collaboratively between the OIE and FAO.

(1) The OIE defines the veterinary domain as: ‘all the activities that are directly or indirectly related to animals, their products and by-products, which help to protect, maintain and improve the health and welfare of humans, including by means of the protection of animal health and welfare, and food safety’ (Article 3.4.2. of the *Terrestrial Animal Health Code*).

Are you an OIE Delegate who is interested in this programme? Has your country already hosted a PVS Evaluation (which is a prerequisite)?

You can send an official request or ask for further information by e-mailing the following contacts:

Dr David Sherman, Chargé de mission, VLSP Coordinator, d.sherman@oie.int

Ms Camille Loi, Chargée de mission, VLSP, c.loi@oie.int

ACTIVITIES & PROGRAMMES

MEMBER COUNTRIES

18th meeting of the REMESA Joint Permanent Committee

Cairo, Egypt, 26–27 June 2019

KEYWORDS

#Mediterranean Animal Health Network (REMESA).



© Radek Kucharski | © Lucia & Marcos

The 18th meeting of the Joint Permanent Committee of the Mediterranean Animal Health Network (REMESA) was held in Cairo on 26 and 27 June 2019.

The conference included an overview of the situation of the main animal diseases in the Mediterranean Basin, as well as a session on the new prion disease detected among camels in North Africa, emerging equine diseases of concern to the Mediterranean, and the Middle East respiratory syndrome coronavirus (MERS-CoV).

REMESA member countries reviewed their epidemiological situation as regards foot and mouth disease and peste des petits ruminants (PPR), the aim being to improve the coordination and harmonisation of the prevention and control of the two diseases in North Africa and the Middle East. Tunisia stressed the necessity of carrying out two vaccination campaigns a year rather than one, so as to keep foot and mouth disease from becoming endemic in North Africa.

The second day of the meeting focused on the review of an Italian proposal to strengthen regional scientific cooperation. To that end, REMESA member countries approved a special resolution entrusting the Istituto Zooprofilattico Sperimentale della Sicilia, based in Palermo, Italy, with the responsibility for making premises available to facilitate the organisation of scientific meetings and providing administrative support to the coordination team, which comprises scientists from REMESA member countries.

ACTIVITIES & PROGRAMMES

► OIE REPRESENTATIONS

Establishment of an OIE Sub-Regional Representation in Abu Dhabi

KEYWORDS

#United Arab Emirates, #World Organisation for Animal Health (OIE).



© Thomas Liptak

A working meeting was held at OIE Headquarters on 21 February 2019 with a delegation from the United Arab Emirates. The meeting laid the groundwork for the drafting of a resolution for the creation of the OIE Sub-Regional Representation in Abu Dhabi.

A provisional budget and work plan for 2020 have been discussed with the local authorities with a view to launching the activities of the new office, which will be hosted by the Abu Dhabi Agriculture and Food Safety Authority (ADAFSA), will be inaugurated on 11 November 2019 at the Conference of the OIE Regional Commission for the Middle East.



Meeting at OIE Headquarters, 21 February 2019

ACTIVITIES & PROGRAMMES



Governance activities of the EBO-SURSY project

KEYWORDS

#Central Africa, #Crimean-Congo haemorrhagic fever, #EBO-SURSY, #Ebola virus, #Lassa fever, #Marburg virus, #One Health, #Rift Valley fever (RVF), #viral haemorrhagic disease, #West Africa, #wildlife.



© OIE/S. Muset

In December 2016, the World Organisation for Animal Health (OIE) signed a grant agreement (Food/2016/379-660) with the European Union (EU) to carry out capacity-building and surveillance for the Ebola virus disease (EBO-SURSY project).

This five-year project aims to strengthen early detection systems in wildlife in **ten countries** of West and Central Africa⁽¹⁾, using a [One Health](#) approach, to better detect, differentiate and prevent outbreaks of Ebola virus disease and four other viral haemorrhagic diseases: Marburg virus disease, Rift Valley fever, Crimean-Congo haemorrhagic fever and Lassa fever. To this end, the OIE is working with **three scientific partners**: [the French Agricultural Research Centre for International Development \(Cirad\)](#), [the Pasteur Institute](#) and [the French National Research Institute for Development \(IRD\)](#). Project governance is supported by a Programme Committee and an Advisory Committee.

On 15 April 2019, **the Second Meeting of the Programme Committee** for the EBO-SURSY project was held at OIE Headquarters and chaired by Dr Jean-Philippe Dop, who represented Dr Matthew Stone, Deputy Director General - International Standards and Science, and President of the Programme Committee. Also taking part were an EU representative, scientific partners in the project and OIE staff members. The meeting was a reminder of the importance of involving national institutions, and especially local laboratories, universities and research institutes, in the project's activities to ensure that its outcomes are sustainable.

Intersectoral collaboration was also a focus of discussions, including the new opportunities provided by the workshops organised jointly with the World Health Organization (WHO), which facilitate implementation of the One Health approach and the development of joint activities by animal and human health operators. Collaboration is also enhanced by involving the staff of the Ministries of the Environment, Health, Agriculture and Livestock in the activities of the scientific partners within the ten countries involved. Participants also exchanged views on the surveillance protocols for viral haemorrhagic fevers in wildlife and the risk maps that will be prepared.

On 24 May 2019, **the Second Meeting of the Advisory Committee** for the EBO-SURSY project took place, chaired by Dr Karim Tounkara, representing Dr Monique Éloit, Director General of the OIE and President of the Advisory Committee. The meeting was attended by the OIE Delegates of the beneficiary countries of the project in West and Central Africa, the project's scientific partners, OIE staff members and representatives of the African Union-Interafrican Bureau for Animal Resources (AU-IBAR) and WHO.

This meeting provided an opportunity to take stock of the project's activities after two years of implementation. Particular emphasis was placed on the importance of anchoring the project, both at a continental level – since its activities integrate four of the five objectives of the AU-IBAR Animal Health Strategy for Africa – and within individual countries, through the involvement of each country's Veterinary Services. Nonetheless, the Advisory Committee recommended that the African Union alert the highest authorities in Africa to the alarming inadequacy of the human resources allocated to national Veterinary Services in the majority of African countries.

Discussions also concerned the lessons learned from previous Ebola virus disease epidemics and the best practices for anticipating zoonotic disease epidemics. In this regard, the Advisory Committee welcomed the national workshops on surveillance protocols being held in 2019. It was also recommended that the OIE work on the definition of syndromic cases in wildlife, to facilitate early detection and rapid response in order to control the viral haemorrhagic fevers targeted by the project.

The project's communication tools are aimed, on the one hand, at strengthening knowledge of viral haemorrhagic fevers among the staff of technical services (animal health services, human health services, and other staff involved at the human-animal-ecosystems interface) and, on the other hand, at raising the awareness of local populations of the risks associated with zoonoses. These tools were presented to the participants with a view to their dissemination.

The next meeting of the Advisory Committee is scheduled for May 2021 and will provide an opportunity to present the scientific results of the various collections of data currently in progress. With this in mind, it was recommended that the public interface of the project's database be made available on the OIE website dedicated to the project.

(1) Cameroon, Central African Republic, Republic of the Congo, Democratic Republic of the Congo, Côte d'Ivoire, Gabon, Guinea, Liberia, Senegal and Sierra Leone.

[EBO-SURSY project website](#)

ACTIVITIES & PROGRAMMES



OIE

GF-TADs FMD Working Group meets to review progress on implementation of its work plan

KEYWORDS

#foot and mouth disease, #GF-TADs.



The Foot and Mouth Disease (FMD) Working Group of the Global Framework for the Progressive Control of Transboundary Animal Diseases (GF-TADs) reviewed the progress made on FMD control through its activities, including the Regional Roadmaps and support tools for the Progressive Control Pathway (PCP), training on the socio-economic impact of FMD, and the engagement of Regional Economic Communities (RECs) and partners. The group also discussed potential synergies with global strategies that tackle other diseases to improve coordination activities.

The GF-TADs FMD Working Group held its second biannual meeting in Paris, France, on 8–9 July 2019, where it was welcomed by Dr Jean-Philippe Dop, Deputy Director of the OIE. He acknowledged the opportunity that these meetings offer to the Working Group to review progress of its activities, whose aim is to continue to find new and innovative ways to assist countries in delivering the objectives of the Global FMD Control Strategy.

The meeting took stock of progress on the work plan for 2019–2020. Ways of strengthening collaboration between the FAO, OIE and the European Commission for the Control of FMD (EuFMD) were discussed, including partnerships with RECs, development partners and other key stakeholders involved in the implementation of the Global FMD Control Strategy.

The Working Group noted the progress achieved in implementing Regional Roadmaps and the successful outcomes of Epidemiology/Laboratory Network meetings. The Working Group also recognised the contribution of FAO and OIE

personnel in the regions, and agreed upon the programme for future regional roadmap or network meetings (West Africa, the Middle East, Southern Africa and Central Africa).

Building on the improvements already achieved with the PCP tools, the [PCP Support Officers' Programme](#) and training sessions on the socio-economics of FMD, the Working Group held in-depth discussions on the **PCP statement management tool** being developed by the EuFMD. This new tool, together with a revised checklist to assist in reviewing country FMD control plans, will improve the management of the national FMD control plans submitted to the Working Group and the workflow. The goal: timely feedback to countries from the Working Group and Regional Advisory Groups.

[More information on GF-TADs and FMD](#)


OFFICIAL ACTS

► COUNCIL

Activities of the OIE Council

KEYWORDS

#OIE Council.



The Assembly, which is the supreme authority of the OIE, is composed of Delegates of Member Countries. It meets once a year in the month of May during the General Session.

The Council represents the Assembly during the interval between General Sessions. It meets at least twice a year in Paris to examine technical and administrative matters and, in particular, the working programme and the proposed budget to be presented to the Assembly during the General Session.

In 2019, the Council met from 19 to 21 February and on 23 and 24 May.

OFFICIAL ACTS

► RESOLUTIONS & RECOMMENDATIONS

Final report of the OIE General Session

KEYWORDS

#OIE General Session, #World Organisation for Animal Health (OIE).



The World Assembly of Delegates is the highest authority of the OIE. It comprises the Delegates of all Member Countries and meets at least once a year. The General Session of the Assembly lasts five days and is held every year in May in Paris.

[Final report of the 87th General Session, 26-31 May 2019](#)

[Final reports of General Sessions since 2003](#)

OFFICIAL ACTS

► RESOLUTIONS & RECOMMENDATIONS

Resolutions adopted by the World Assembly of Delegates of the OIE

during the 87th General Session, 26-31 May 2019

KEYWORDS

#OIE General Session, #World Organisation for Animal Health (OIE).



© JvL

- [No. 1](#) Approval of the Annual Report of the Director General on the Activities of the OIE in 2018
- [No. 2](#) Approval of the Report of the Director General on the Management, Activities and Administrative Work of the OIE in 2018
- [No. 3](#) Approval of the Financial Report for the 92nd Financial Year of the OIE (1 January - 31 December 2018)
- [No. 4](#) Acknowledgements to the Members and Partners that made Voluntary Contributions or Subsidies to the OIE, or contributed in the Organisation of OIE Meetings and for the Provision of Personnel
- [No. 5](#) Modification of the 2019 Budget
- [No. 6](#) OIE Budgetary Income and Expenses for the 94th Financial Year (1 January to 31 December 2020)
- [No. 7](#) Financial contributions from OIE Members for 2020
- [No. 8](#) Planned Work Programme for 2019-2020
- [No. 9](#) Renewal of the Appointment of the External Auditor
- [No. 10](#) Creation of an OIE Sub-Regional Representation
- [No. 11](#) Memorandum of Understanding between the World Organisation for Animal Health (OIE) and the East African Community (EAC)
- [No. 12](#) Memorandum of Understanding between the World Organisation for Animal Health (OIE) and the Association of South East Asian Nations (ASEAN)

- [No. 13](#) Memorandum of Understanding between the World Organisation for Animal Health (OIE) and the United Nations Interregional Crime and Justice Research Institute (UNICRI)
- [No. 14](#) OIE's Engagement in the One Health Global Effort to Control Antimicrobial Resistance
- [No. 15](#) Recognition of the Foot and Mouth Disease Status of Members
- [No. 16](#) Endorsement of Official Control Programmes for Foot and Mouth Disease of Members
- [No. 17](#) Recognition of the Contagious Bovine Pleuropneumonia Status of Members
- [No. 18](#) Endorsement of Official Control Programmes for Contagious Bovine Pleuropneumonia of Members
- [No. 19](#) Recognition of the Bovine Spongiform Encephalopathy Risk Status of Members
- [No. 20](#) Recognition of the African Horse Sickness Status of Members
- [No. 21](#) Recognition of the Peste des Petits Ruminants Status of Members
- [No. 22](#) Recognition of the Classical Swine Fever Status of Members
- [No. 23](#) Designation of Facilities Holding Rinderpest Virus Containing Material to Maintain Global Freedom from Rinderpest
- [No. 24](#) Extension to the Designation of Facilities Holding Rinderpest Virus Containing Material to Maintain Global Freedom from Rinderpest
- [No. 25](#) Amendments to the *OIE Aquatic Animal Health Code*
- [No. 26](#) Amendments to the *Manual of Diagnostic Tests for Aquatic Animals*
- [No. 27](#) Amendments to the *OIE Terrestrial Animal Health Code*
- [No. 28](#) Amendments to the *Manual of Diagnostic Tests and Vaccines for Terrestrial Animals*
- [No. 29](#) Designation of OIE Reference Laboratories for terrestrial animal diseases
- [No. 30](#) Designation of OIE Collaborating Centres
- [No. 31](#) Register of diagnostic kits validated and certified by the OIE
- [No. 32](#) How external factors (e.g. Climate change, conflicts, socio-economics, trading patterns) will impact Veterinary Services and the adaptations required
- [No. 33](#) Global Control of African Swine Fever

[All the resolutions adopted by the World Assembly of Delegates of the OIE since 2001](#)

OFFICIAL ACTS

► RESOLUTIONS & RECOMMENDATIONS

Recommendations of Conferences of OIE Regional Commissions

KEYWORDS

#OIE Regional Commission, #recommendation, #World Organisation for Animal Health (OIE).



Punta Cana, Dominican Republic. © OIE

The OIE has set up five Regional Commissions to express specific problems facing its Members in the different regions of the world. These Commissions can be seen as fully fledged regional institutional bodies. Regional Commissions report on their activities and submit recommendations to the World Assembly of Delegates.

Recommendations endorsed by the World Assembly of Delegates of the OIE on 30 May 2019

23th Conference of the OIE Regional Commission for Africa, Hammamet, Tunisia, 25 February - 1 March 2019

[Recommendation no. 1](#). Veterinary paraprofessionals: their governance and role in improving animal health and welfare in Africa

[Recommendation no. 2](#). The PVS Pathway as an advocacy tool for increased investment in Veterinary Services in Africa

24th Conference of the OIE Regional Commission for the Americas, Punta Cana, Dominican Republic, 19-23 November 2018

[Recommendation](#)

28th Conference of the OIE Regional Commission for Europe, Tbilisi, Georgia, 17-21 September 2018

[Recommendation no. 1.](#) Application of biosecurity in different production systems at individual, country and regional levels

[Recommendation no. 2.](#) Importance of the prescription of antimicrobial agents and control of their distribution (with a possible e-tracking system) by the Veterinary Services for a proper implementation of the antimicrobial resistance strategy

[Recommendations of Conferences of OIE Regional Commissions and reports of the meetings of the OIE Regional Commissions held during the OIE General Sessions since 2001](#)

OFFICIAL ACTS

► RESOLUTIONS & RECOMMENDATIONS

Elections of members of the OIE Council and Regional Commissions

KEYWORDS

#OIE Council, #OIE General Session, #OIE Regional Commission.



During the 87th General Session of the World Assembly of Delegates of the World Organisation for Animal Health (OIE) held from 26 to 31 May 2019, elections were conducted to fill vacancies on the Council and on the Bureaux of the Regional Commissions.

Election of two members of the Council

- Dr Nimia Lisset Gómez Rodríguez (Dominican Republic) – member of the Council
- Dr Nikolay Vlasov (Russia) – member of the Council.

Election of a Vice-President and the Secretary General of the Regional Commission for the Americas

- Dr Jaspinder Komal (Canada) – Vice-President
- Dr Wilmer José Juárez Juárez (Nicaragua) – Secretary General.

Election of the President, a Vice-President and the Secretary General of the Regional Commission for Asia, the Far East and Oceania

- Dr Norio Kumagai (Japan) – President
- Dr Quaza Nizamuddin Bin Hassan Nizam (Malaysia) – Vice-President
- Dr Alireza Rafiepoor (Iran) – Secretary General.

Election of a Vice-President and the Secretary General of the Regional Commission for Europe

- Dr Vesna Dakovic (Montenegro) – Vice-President
- Dr Ivan Smilhin (Belarus) – Secretary General.

Election of a Vice-President of the Regional Commission for the Middle East

- Dr Sanad Alharbi (Saudi Arabia) – Vice-President.

[Members of the OIE Council](#)

[Bureaux of the Regional Commissions](#)

[General organisation](#)

OFFICIAL ACTS

► RESOLUTIONS & RECOMMENDATIONS

Presentation of OIE honorary awards

KEYWORDS

#OIE General Session.



© OIE/Maurine Tric

In accordance with the [Basic Texts of the OIE](#), honorary awards can be made to members of the veterinary community for outstanding services to veterinary science and to the OIE.

During the 87th General Session of the World Assembly of Delegates of the World Organisation for Animal Health (OIE) held from 26 to 31 May 2019, the President indicated the persons selected by the Council in 2019 to receive the awards:

- **Dr Trevor Drew** (Australia) for the **Gold Medal**
- **Dr Max François Millien** (Haiti) for the **Meritorious Service Award**
- **Dr Ahmed Mustafa Hassan Ali** (Sudan) for the **Meritorious Service Award**
- **Dr Lonnie King** (United States of America) for the **Meritorious Service Award**.

The President commended Dr Drew and recalled the major accomplishments of his career and his outstanding services to the OIE and the veterinary world. He then delivered a speech in praise of Drs Millien, Hassan and King and presented them each with the Meritorious Service Award.

The recipients thanked the President and the Assembly.

EXPERT REPORTS

▶ AD HOC GROUPS

Activities of *ad hoc* groups

KEYWORDS

#OIE *ad hoc* group.



Ad hoc groups are convened to support [the work of OIE Specialist Commissions](#).

The following are the most recent *Ad hoc* group meetings:

- Veterinary emergencies, 3-5 July 2019
- Veterinary services, 3-5 July 2019
- Revision of the OIE *Terrestrial Animal Health Code* Chapter 7.5. 'Slaughter of animals' and Chapter 7.6. 'Killing of animals for disease control purposes', 25-27 June 2019
- Avian influenza, 11-13 June 2019
- Animal welfare and laying hen production systems, 2-4 April 2019
- Revision of BSE standards - risk assessment and surveillance, 18-21 March 2019
- Veterinary paraprofessionals, 4-8 February 2019
- MERS-CoV (Middle East respiratory syndrome - coronavirus), 22-24 January 2019
- Antimicrobial resistance, 16-18 January 2019
- Animal trypanosomes of African origin, 15-17 January 2019

The meeting reports are available [here](#).

EXPERT REPORTS

▶ WORKING GROUP

Activities of the Working Group on Wildlife

KEYWORDS

#OIE Working Group, #OIE Working Group on Wildlife.



Photo by James Hammond on Unsplash

[Report of the meeting of the Working Group on Wildlife](#) held from 4 to 7 December 2018.

More information about [OIE Working Groups...](#)

EXPERT REPORTS

► SPECIALIST COMMISSIONS

Activities of the OIE Specialist Commissions

KEYWORDS

#OIE Aquatic Animal Health Standards Commission, #OIE Biological Standards Commission, #OIE Scientific Commission for Animal Diseases, #OIE Specialist Commission, #OIE Terrestrial Animal Health Standards Commission.



[Report of the meeting of the OIE Terrestrial Animal Health Standards Commission \(Code Commission\)](#) held from 19 to 28 February 2019.

[Report of the meeting of the OIE Scientific Commission for Animal Diseases \(SCAD\)](#) held from 18 to 22 February 2019.

[Report of the meeting of the OIE Biological Standards Commission \(BSC\)](#) held from 12 to 15 February 2019.

[Report of the meeting of the OIE Aquatic Animal Health Standards Commission](#) held from 7 to 14 February 2019.

[More information about OIE Specialist Commissions...](#)

ANIMAL HEALTH

▶ OFFICIAL DISEASE STATUS

Recognition of the disease status of Members or endorsement of official control programmes

KEYWORDS

#disease status.



• **Recognition of the foot and mouth disease (FMD) status of Members:** [Resolution no. 15 dated 28 May 2019](#)

[Updated information](#)

• **Endorsement of official control programmes for foot and mouth disease (FMD) of Members:** [Resolution no. 16 dated 28 May 2019](#)

[Updated information](#)

• **Recognition of the contagious bovine pleuropneumonia (CBPP) status of Members:** [Resolution no. 17 dated 28 May 2019](#)

[Updated information](#)

• **Endorsement of official control programmes for contagious bovine pleuropneumonia (CBPP) of Members:** [Resolution no. 18 dated 28 May 2019](#)

[Updated information](#)

• **Recognition of the bovine spongiform encephalopathy (BSE) risk status**

of Members: [Resolution no. 19 dated 28 May 2019](#)

[Updated information](#)

• **Recognition of the African horse sickness (AHS) status of Members:**
[Resolution no. 20 dated 28 May 2019](#)

[Updated information](#)

• **Recognition of the peste des petits ruminants (PPR) status of Members:**
[Resolution no. 21 dated 28 May 2019](#)

[Updated information](#)

• **Recognition of the classical swine fever (CSF) status of Members:**
[Resolution no. 22 dated 28 May 2019](#)

[Updated information](#)

OFFICIAL ACTS

▶ NEW DELEGATES



16 September 2019

NEPAL

Dr Banshi Sharma

Director General, Department of Livestock Services, Ministry of Agriculture and Livestock Development



11 September 2019

CAMEROON

Dr Ambroise Garga Gonne

Directeur des Services vétérinaires, Ministère de l'élevage, des pêches et des industries animales

1 September 2019

AFGHANISTAN

Dr Ahmad Mukhtar Muhseni

Animal Health Director, General Directorate of Livestock and Animal Health, Ministry of Agriculture, Irrigation and Livestock

27 August 2019

EL SALVADOR

Dr Néstor Odir Avendaño Romero

Jefe de División, Servicios Veterinarios, Ministerio de Agricultura y Ganadería



21 August 2019

FIJI

Dr Surend Pratap

Acting Chief Executive Officer, Biosecurity Authority of Fiji (BAF)



20 August 2019

ALGERIA

Dr Ahmed Chawki El Karim Boughalem

Directeur des Services vétérinaires, Ministère de l'agriculture, du développement rural et de la pêche



1 August 2019

INDIA

Dr Atul Chaturvedi

Secretary, Department of Animal Husbandry and Dairying



31 July 2019

GHANA

Dr Hayford Asiedu-Baah

Chief Veterinary Officer, Veterinary Service Directorate, Ministry of Food and Agriculture

18 July 2019

TURKMENISTAN

Dr Begmyrat Erkayev


Deputy Head, State Veterinary Service, Ministry of Agriculture and Environmental Protection

10 July 2019

LAOS

Dr Vilayphone Vorraphim

Director General, Department of Livestock and Fisheries, Ministry of Agriculture and Forestry



14 June 2019

NIGER

Dr Issiako Abdou

Directeur général des Services vétérinaires, Direction de la santé animale, Ministère de l'agriculture et de l'élevage



10 June 2019

SOMALIA

Dr Abdirahman Nur Kailie

Chief Veterinary Officer, Ministry of Livestock, Forestry and Range

7 June 2019

COSTA RICA

Dr Bernardo Jaén Hernández

Director General, Servicio Nacional de Salud Animal (SENASA), Ministerio de Agricultura y Ganadería



21 May 2019

CHINA (PEOPLE'S REP. OF)

Dr Baoxu Huang

Secretary of the Party Leadership Group of China Animal Health and Epidemiology Center, Ministry of Agriculture and Rural Affairs

15 May 2019

QATAR

Dr Abdulaziz Al-Zeyara

Director, Animal Resources Department, Ministry of Municipality and Environment



14 May 2019

ARMENIA

Dr Georgi Avetisyan

Head, Food Safety Inspection Body of the Government of the Republic of Armenia



10 May 2019

SWEDEN

Dr Håkan Henrikson

CVO, Swedish Board of Agriculture



7 May 2019

MADAGASCAR

Dr Harimanana Rasoanarimalala

Directrice des Services vétérinaires, Ministère de l'élevage et de la protection animale



6 May 2019

GEORGIA

Dr Vasili Basiladze

Deputy Head, LEPL National Food Agency, Ministry of Environmental Protection and Agriculture



21 March 2019

RWANDA

Dr Fabrice Ndayisenga

Head of Department, Rwanda Agriculture and Animal Resources Development Board, Ministry of Agriculture and Animal Resources

OFFICIAL ACTS

▶ NEW MEMBERS COUNTRIES

OFFICIAL ACTS

▶ NEW REFERENCE CENTRES

NEW OIE REFERENCE LABORATORIES

Brucellosis (*Brucella abortus*, *B. melitensis* and *B. suis*)



Prof. Jiabo Ding

National Reference Laboratory for Animal Brucellosis (NRLAB)
Department of Diagnostic Technology
China Institute of Veterinary Drug Control (IVDC)
No.8 Zhongguancun South Street
Haidian District
Beijing 100081
PEOPLE'S REPUBLIC OF CHINA
Tel. +86 10 61 25 53 27
E-mail: dingjiabo@126.com

This new OIE Reference Laboratory for brucellosis is the first animal brucellosis laboratory to be established in China. The laboratory undertakes national and international research projects, focusing on epidemiological surveillance and analysis, basic research, and integrated prevention and control technologies for brucellosis. A set of new methods has been developed for molecular and serological detection of brucellosis, five of which have been officially licensed. The laboratory has accumulated extensive experience in the development of technologies for brucellosis diagnosis and control. It provides technical assistance and training for veterinary diagnostic laboratories in China each year and will share its results and technologies with other OIE Member Countries.

Cysticercosis



Prof. Xuepeng Cai

Helminthosis Laboratory, Lanzhou Veterinary Research Institute, Chinese Academy of Agricultural Sciences
1 Xujiaping

Yanchangbu, Lanzhou 730046
Gansu Province
PEOPLE'S REPUBLIC OF CHINA
Tel. +86 931 834 27 16
E-mail: caixp@vip.163.com; luoxuenong@caas.cn

This new OIE Reference Laboratory engages in the study of porcine and cattle cysticercosis, including epidemiology, diagnosis, vaccine development and scientific consultancy. At present, the laboratory has a large number of standard serum samples, of adult worms and larvae samples, and genomic DNA of *Taenia solium*, *T. saginatus* and *T. asiatica*. The laboratory undertakes indirect enzyme-linked immunosorbent assays (ELISA), dot-ABC-ELISA and differential diagnosis based on the polymerase chain reaction for cysticercosis. The TSOL18 vaccine and the related method for immunological antibody detection have also been developed.

Glanders

Dr Karine Laroucau
Anses Maisons-Alfort
Animal Health Laboratory
Bacterial Zoonoses Unit
14 rue Pierre et Marie Curie
94701 Maisons-Alfort Cedex
FRANCE
Tel. +33 1 49 77 13 00
E-mail: karine.laroucau@anses.fr

This new OIE Reference Laboratory, which is the European Union reference laboratory for equine diseases (including glanders), develops and validates new direct and indirect methods for the diagnosis and typing of *Burkholderia mallei* infections. The laboratory also organises inter-laboratory testing (serology, PCR) and holds training sessions.

Equine infectious anaemia



Dr Maria Teresa Scicluna

Division for the Diagnosis of Viral Diseases and Leptospirosis
Istituto Zooprofilattico Sperimentale delle Regioni Lazio e Toscana (IZSLT)
Via Appia Nuova 1411
00178 Roma
ITALY
Tel. +39 06 79 09 93 15
E-mail: teresa.scicluna@izslt.it

This new OIE Reference Laboratory operates according to the ISO/IEC 17025 standard with accreditation and validation of the serological methods (enzyme-linked immunosorbent assay, agar gel immunodiffusion and immunoblotting) for the diagnosis of equine infectious anaemia (EIA), which it produces and that are available on

request. It organises regular interlaboratory trials and provides services for the standardisation and validation of EIA serological diagnostic kits. In addition, the laboratory provides scientific and technical support, as well as training in EIA diagnosis. The laboratory also offers, at the international level, high quality diagnostic services using serological, molecular and virological methods. The laboratory conducts studies on the phylogenesis of EIA virus and the immunological response of the hosts. Support is also available for the development of surveillance plans for the eradication and control of the infection.

Rabies



Dr Vlad Vuta

National Reference Laboratory for Rabies
Institute for Diagnosis and Animal Health
Dr Nicolae Staicovici Street, No. 63, Sector 5
Bucureşti 050557
ROMANIA
Tel. +40 374 32 20 00
E-mail: vlad.vuta@idah.ro

This new OIE Reference Laboratory focuses on diagnosis, epidemiology, research, surveillance, monitoring, elimination and other activities relating to rabies. The laboratory has extensive experience in rabies diagnostics, including sequencing to distinguish between wild and vaccination strains, and molecular epidemiology studies. All methods are accredited by the [Romanian Accreditation Body \(RENAR\)](#), based on the ISO/IEC 17025 standard. The Reference Laboratory also provides proficiency tests (ring trials) for rabies, being accredited to the ISO 17043:2010 standard. The laboratory provides scientific and technical assistance and training to personnel from diagnostic laboratories in Romania and it is ready to provide its services to other OIE Member Countries.

Avian mycoplasmosis (*Mycoplasma gallisepticum*, *M. synoviae*) Contagious caprine pleuropneumonia



Dr Ümit Özdemir

Pendik Veterinary Control Institute
Batı mahallesi
Erol Kaya caddesi 1
34890 İstanbul
TURKEY
Tel. +90 216 390 12 80

E-mail: uozdemir@outlook.com

These new OIE Reference Laboratories have extensive experience in the diagnosis of *Mycoplasma* diseases and vaccine production against *Mycoplasma* agents. The institution is also the National Reference Laboratory for contagious agalactia, contagious caprine pleuropneumonia (CCPP), contagious bovine pleuropneumonia and avian mycoplasmosis (*Mycoplasma gallisepticum*, *M. synoviae*). It provides technical support to six Veterinary Control Institutes in Turkey and to neighbouring countries. For CCPP, the laboratory develops plans for its control and eradication, and is involved in the development of vaccines against the disease. The laboratory also develops plans for control of avian mycoplasmosis and produces avian mycoplasmosis plate test antigens used in the national control programme. Both Reference Laboratories develop new test methods for the molecular and serological detection of CCPP and avian mycoplasmosis and conduct national proficiency tests (ring trials) for quality assurance procedures for *Mycoplasma* diseases.

These OIE Reference Laboratories have been accredited to the ISO/IEC 17025 standard by the [Turkish Accreditation Agency \(TURKAK\)](#).

NEW OIE COLLABORATING CENTRES

Detection and Identification in Humans of Emerging Animal Pathogens and Development of Tools for their Diagnoses

Institut Pasteur
25-28 rue du Docteur Roux
75724 Paris Cedex 15
France
Tel. +33 1 45 68 80 00
E-mail: jean-claude.manuguerra@pasteur.fr
Website: www.pasteur.fr

The Institut Pasteur, Paris, is a non-profit foundation, recognised by the French state. The Institut Pasteur is a biomedical research institute housing 14 national reference centres for infectious human pathologies and 5 WHO Collaborating Centres, as well as 2 OIE Reference Laboratories. The Institut Pasteur is at the heart of an international network of 32 institutes in 25 countries on all continents. This particular centre specialises in the detection and identification of emerging animal pathogens in humans and the development of the associated diagnostic tools. Although it focuses mainly on human health, the centre has adopted a 'One Health' approach and collaborates with animal health institutions through joint projects and complementary networks.

Health of Marine Mammals

This new OIE Collaborating Centre consists of two institutions:

Istituto Zooprofilattico Sperimentale del Piemonte Liguria e Valle d'Aosta (IZSPLV)
Italian National Reference Centre for Diagnostic Activities in Stranded Marine Mammals (C.Re.Di.Ma.)
Via Bologna 148
10154 Torino
Italy
Tel. +39-11 26 86 296

E-mail: cristina.casalone@izsto.it

Website: www.izsto.it

University of Las Palmas de Gran Canaria
University Research Institute of Animal Health and Food Safety (IUSA-ULPGC)
Atlantic Center for Cetacean Research (ACCR)
Campus de Cardones Trasmontaña s/n 35416
Aruca Las Palmas de Gran Canaria
Spain
Tel. +34-928 45 97.11/12
E-mail: direccion_iusa@ulpgc.es
Website: www.iusa.eu

The Centre (consortium) offers extensive experience in marine mammal health, especially in veterinary diagnosis (including forensic pathology) and control of diseases of marine mammals, with an international task force group for emergency diagnoses. It is prepared to promote the application of standardised procedures for post-mortem examination, sampling and diagnostic investigations, to provide scientific and technical assistance in diagnostics, to undertake research activities and capacity building programmes (at different levels, from basic courses to postgraduate studies, *in situ* and *ex situ*) in collaboration with OIE Member Countries and to place expert consultants at the disposal of the OIE.

The consortium coordination rotates every two years, starting with IZSPLV from 2019 to 2020 and then moving to IUSA-ULPGC from 2021 to 2022, and so on.

Animal Welfare

This new OIE Collaborating Centre consists of two institutions:

Istituto Zooprofilattico Sperimentale dell'Abruzzo e del Molise (IZSAM)
Via Campo Boario
64100 Teramo
Italy
Tel. +39 0861 33 22 05
E-mail: g.migliorati@izs.it
Website: www.izs.it

Swedish Centre for Animal Welfare (SCAW)
Faculty of Veterinary Medicine and Animal Science
Swedish University of Agricultural Sciences (SLU)
Box 7053
750 07 Uppsala
Sweden
Tel. +46 18 67 21 50
E-mail: viveka.hillegaart@slu.se
Website: www.slu.se/scaw

The Centre (consortium) will support the OIE in establishing standards and guidelines in animal welfare through a science-based approach, and promoting their application. It will work to provide expertise on all general aspects of animal welfare science, specifically on science-based animal welfare assessment. [The Swedish University of Agricultural Science \(SLU\)](#) is strongly connected with applied research on farmed, sporting and companion animals,

laboratory animals and wildlife, as well as on the influence of legislation, private standards and training on how animals are managed and cared for, from breeding to slaughter or euthanasia. The Centre will support the OIE global animal welfare initiative through expert consultation and the provision of scientific and technical training. It will continue to contribute to developing ISO standards for animal welfare, and to the implementation of the OIE standards worldwide.

Risk Analysis and Modelling

This new OIE Collaborating Centre consists of two institutions:

Royal Veterinary College (RVC)
Royal College Street
London NW1 0TU
United Kingdom
Tel. +44 1707 666 960
E-mail: principal@rvc.ac.uk
Website: www.rvc.ac.uk

Animal and Plant Health Agency (APHA)
Woodham Lane
New Haw
Addlestone, Surrey KT15 3NB
United Kingdom
Tel. +44 208 026 9519
E-mail: Chris.Hadkiss@apha.gov.uk
Website: www.gov.uk/government/organisations/animal-and-plant-health-agency

This new OIE Collaborating Centre will combine the strengths of a governmental agency and a higher education institution. It is therefore highly experienced in the provision of education and training, research, policy advice and outbreak response in the area of risk analysis and modelling.

Emerging Aquatic Animal Diseases

Centre for Environment, Fisheries and Aquaculture Sciences (CEFAS)
The Nothe, Barrack Road
Dorset DT4 8UB
United Kingdom
Tel. +44 1305 20 66 00
E-mail: stephen.feist@cefas.co.uk
Website:
www.cefas.co.uk/centres-of-excellence/aquatic-animal-health/designation/oie-collaborating-centre-for-emerging-aquatic-animal-disease/

CEFAS is an Executive Agency of [the Department for Environment, Food and Rural Affairs, United Kingdom](#). Established in 1969, the laboratory is the national reference laboratory for aquatic animal diseases. Research activities include investigations into emerging diseases in fish, molluscs and crustaceans in aquaculture and wild populations. In addition, studies on pathogen diversity and systematics, high-throughput sequencing for pathogens

and lifecycle discovery are undertaken. CEFAS houses state-of-the-art aquarium facilities capable of mimicking diverse environmental conditions to study all aspects of disease dynamics. CEFAS is the OIE Reference Laboratory for koi herpes virus (KHV) and spring viraemia of carp (SVC). In addition, CEFAS is the FAO Reference Centre for Antimicrobial Resistance.

The Fish Health Inspectorate delivers statutory functions for the control of aquatic animal diseases and the associated laboratory diagnostics are UKAS accredited to ISO 17025 standard.

A previously designated Collaborating Centre for Information on Aquatic Animal Disease will be incorporated into the new OIE Collaborating Centre for Emerging Aquatic Animal Diseases.

The OIE is an international organisation created in 1924 with a mandate from its 182 Member Countries to improve animal health and welfare. Its activities are permanently supported by 312 centres of scientific expertise and 12 regional offices with a presence on every continent.



Follow the OIE: www.oie.int



@OIEAnimalHealth



World Organisation for Animal Health - OIE



OIEVideo



World Organisation for Animal Health



World Organisation for Animal Health (OIE)



Digital version: www.oiebulletin.com



WORLD ORGANISATION FOR ANIMAL HEALTH

Protecting animals, preserving our future

12, rue de Prony - 75017 Paris, France
Tel: +33 (0)1 44 15 18 88 - Fax: +33 (0)1 42 67 09 87 - oie@oie.int